

Domain Payments How to

Step 1: - Choose **domain renewal** if a domain to be renewed is under TZNIC.

Domain Payments

Request a control number for your payment

Domain Renewal

Renew your .TZ domain. This applies to domains that are managed by TZNIC as a registrar only.

Registrar TopUp

Top up your account automatically. This applies to .TZ Accredited registrars only

Annual Admin Fee


Pay your registrars annual administration fee. This applies to .TZ Accredited registrars only

© 2019 .TZ

Step 2: - Fill all the details as per below.

Control Number Request Form

Fill below details to request control number for payment.

Domain name [Only domains under TZNIC]	<input type="text" value="ipv6.or.tz"/>
Full name	Amount
<input type="text" value="John Doe"/>	<input type="text" value="25000"/>
Mobile Number	Email
<input type="text" value="0712345678"/>	<input type="text" value="email@example.co.tz"/>
<input checked="" type="checkbox"/> I'm not a robot  Privacy - Terms	
<input type="button" value="Get Control Number"/>	

3: - Make payment as per control number shown after the above form submission

Payment Information

Control Number / Namba ya malipo

991060004521

Amount / Kiasi


25000

Payment Options.

Pay through the following banks :-



Pay through mobile money :-




Select "Government Payments." and Use provided Payment Control Number as your payment reference .

Jinsi ya kulipia.

Lipa kupitia benki zifuatazo :-



Lipa kupitia mitandao :-



Chagua "Malipo ya Serikali." Tumia namba ya malipo uliyopewa kama kumbukumbu ya malipo.

[Choose another payment type](#)